
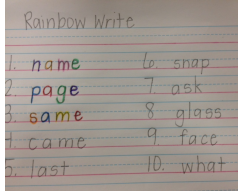

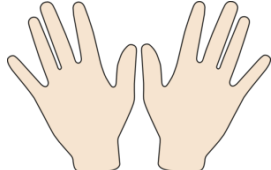




Ms. Bodero's Spelling Homework Tic-Tac-Toe

Directions: Choose any three (3) spelling activities that touch (vertically, horizontally, or diagonally). Complete and return them by Friday.

<p>Hide the Words</p> <p>Draw a picture and find creative ways to sneak or hide your spelling words in the picture.</p> 	<p>Rainbow Write</p> <p>Write your spelling words in pencil. Then, trace each letter of your spelling words using a different color marker, pen, crayon, or color pencil.</p> 	<p>Funky Fonts</p> <p>Type your spelling words using different font-types like <i>Brush Script</i>, Braggadocio, or $\Phi \text{X} \blacksquare \gamma \circ \Omega \text{X} \blacksquare \gamma \circ \blacklozenge$ (Wingdings)</p> <p><i>Spelling,</i> Spelling, $\blacklozenge \square \text{M} \bullet \bullet \text{X} \blacksquare \gamma \circ \blacklozenge$</p>
<p>Sentences</p> <p>Write a sentence for each of your spelling words. Challenge yourself to write at least one question (?) and one exclamation (!).</p> <p>Check for: capitalization, punctuation, subjects, and predicates.</p>	<p>Alphabetical Order</p> <p>Write your words in ABC order, then write it one more time.</p> 	<p>Letter by Letter</p> <p>Write each spelling word letter by letter.</p> <p>Example: climb</p> <p>c cl cli clim climb</p>
<p>Ambidextrous</p> <p>Write each spelling word once with your good writing hand. Then, next to it, try it with your not-so-good writing hand. Are you ambidextrous?</p> 	<p>Newspaper Search</p> <p>Find different letters in a newspaper or magazine. Cut them out and glue them on a sheet to spell your words.</p> 	<p>Rhymes With</p> <p>Write each spelling word. Then, next to it, write a word that rhymes with it.</p>  <p>Example: bear, pear <u>OR</u> bear, chair</p>